

NORTH AMERICAN
PRODUCT
GUIDE

Teagle



www.teaglemachinery.com

Our Story



Teagle is a family business based in Cornwall that manufactures and distributes quality Agricultural Machinery. We design and build innovative products for our customers around the globe. Product development begins by listening to our customers, maintaining the trend started over 75 years ago by Mr William 'Tom' Teagle who founded the business.

The legacy of engineering innovation from the founder continues today. In 2016 a new 13,500 sq. ft Research and Development Workshop was commissioned. This was followed in May 2018 with a new, larger, modern Engineering Office, built to enable us to expand our company's product development & support capacity for an increasingly sophisticated product line-up.

Whilst the company has not moved its location since it started, Teagle Machinery presents a modern factory complex to its



customers at home and abroad. Two new manufacturing halls demonstrate commitment with long term horizons. The latest technology in manufacturing, with a proliferation of CNC machines, robotic welding stations and modern powder-coat painting systems keeps this British Built machinery at the forefront of the industry.

Our investment in manufacturing technology gives us the capability to produce almost all of the components in our machinery on site. This enables us to closely control the quality of our products, completed for delivery to our network of Distributors and Dealers.

Andy Robson
North American Sales Manager.



What happens at Teagle

- A** Sheet Steel and Plate Processing
- B** Fabrication, Painting & Assembly
- C** Spare Parts
- D** Steel Section & CNC Precision Machine Shop
- E** Specialist Machinery Production Hall
- F** Goods Outward
- G** Research & Development
- H** Goods Inward
- I** Sales, Customer Service, Accounts & Design
- J** Conference & Training Centre
- K** Engineering Office

Owners club & Product Selector

Join the Owners Club



GET CONNECTED

REGISTER NOW >>

Access instruction and parts manuals, as well as the latest technical information, service bulletins and user guides.



WIN MERCHANDISE

REGISTER NOW >>

Register now for your chance to win merchandise.*

**Offer subject to change without notice, see our merchandise web page for details.*



VIEW OUR GALLERY

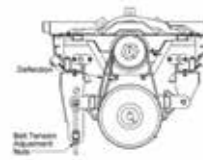
REGISTER NOW >>

Unlimited access to our media library with photos and videos of all our latest developments and our archives.



BE PART OF OUR OWNERS CLUB TO GET EXCLUSIVE ACCESS TO:

MANUALS
TECHNICAL SPECIFICATIONS
SPARE PARTS LISTING



PLUS VIP COMPETITIONS

You can still join up as a member, even if you don't own a Teagle machine.

JOIN NOW
IT'S 100% FREE



SCAN HERE
JOIN NOW

Alternatively go to www.teaglemachinery.com and click on the Owners Club.

TEAGLE TOMAHAWK / TELEHAWK MODELS

APPLICATION	Drum Machines				Box Machines					Dual Chop			Front Mounted	Calibrator	
	MODEL# →	404*	505*	4040	5050	7100	8100	8500	9500	1010	7150*	8150*	8555*	Telehawk*	Calibrator C12*
Loose Housing (Spread Bedding)			✓	✓	✓	✓	✓	✓	✓	✓	✓	✓	✓		
Distribute Feed (Silage/Hay)			✓	✓	✓	✓	✓	✓	✓			✓			
Processing Dry Materials 3/8 - 1.5"	✓	✓													✓
Processing Dry Materials 1.5 - 6.0"	✓	✓									✓	✓	✓		✓

*recommended max.20% moisture content

Tomahawk C12

Bale Processor



THE CONSISTENT PERFORMER

Designed for Contractors and Large Scale Operators.
Process up to 25 (48" x 36" x 118") bales per hour
(subject to straw quality) to a consistently short length.



LIVESTOCK BEDDING
(Not applicable)



FEEDING
(Material Length 3/4" - 4")




PRECISION CHOP
(Material Length 3/8" - 3/4")

CAPACITY | 25 (48" x 36" x 118") bales per hour



Tomahawk C12 Calibrator

- A High Capacity Mill for processing dry materials such as straw and miscanthus to a consistently short length for Bedding, Feeding and Biofuel Applications. Calibrate material length from 3/4" - 4".
- Straightforward setting of material calibration ensures you get up and running in minutes. Manage bale processing remotely from the loader vehicle via wireless Bluetooth® control, with no tractor operator required.
- Designed for Contractors and Large Scale Operators. Process up to 25 (48" x 36" x 118") bales per hour (subject to straw quality) to a consistently short length.



Model C12	C12
Standard Machine*	●
Additional Quarter Screen 3/4" - 1 1/2"	○
Additional Quarter Screen 2 5/8" - 4"	○
Conveyor Deflector Hood	○
Transport Width	8'
Transport Height	10'6"
Loading Height	9'
Conveyor Discharge Height (variable)	13'10"
Weight	12500 lbs
PTO speed	1000 rpm
Min. recommended tractor HP	160 hp



Bluetooth®

Bluetooth wireless technology provides convenient remote control of the machine from the telehandler.

*The C12 is supplied with six screens as standard.
Specify screen sizes at time of order.

Key: ○ = Optional ● = Standard N/A = Not Applicable

Telehawk

Bale Processor



NO TRACTOR REQUIRED

Tease bales apart and spread straw evenly across bedding areas. Handler requirement: 5,733lbs lift capacity, 15 us gallon/min oil flow.

✓ **LOOSE HOUSING**
(Spread up to 45')

✗ **FEEDING**
(Not applicable)

✗ **PRECISION CHOP**
(See Mill or Dual Chop)

Round bales up to 60" dia. x 48"
Square bales up to 48" x 48" x 96"



Telehawk Bale Processor

- Evenly spread straw up to 44' in bedding areas.
- Front mounted for optimum visibility of the bedding operation.
- Self loading operation, no tractor required.
- Rotating 280° swivel chute can deliver straw to either side or in front of the machine.

Model	Telehawk
Standard Machine*	●
Brackets** (inc. of u-bolt fittings)	○
Length (without brackets)	12' 2"
Width	5' 6"
Height	8' 3"
Weight (without brackets)	2800 lbs
Blow Distance	up to 44'
Bale Capacity	1 x round / 1 x rectangular
Max. Bale Size (round)	5' dia.
Max. Bale Size (rectangular)	4' x 4' x 8'
Minimum Handler requirements	
Lift Capacity (min)	5733 lbs
Oil Flow (min)	15 us gallon
Oil Flow (max)	31 us gallon
Oil Pressure (min)	2320 psi
Oil Pressure (max)	3915psi @ 176 °F

Fitted with Bluetooth wireless technology to provide convenient communication between operator and machine.

*Includes electronic controls, swivel chute & power cable kit.

**Brackets available for Caterpillar, Claas Scorpion, JCB (Q fit & pin/cone), John Deere, Kramer, Manitou, Matbro, Merlo P26/27/30, New Holland (contact us for availability of brackets not listed).

Key: ○ = Optional ● = Standard N/A = Not Applicable



Tomahawk 7100

Bale Processor



Tomahawk 7100

- Feeds baled and clamp silage • Spreads straw up to 65'
- Standard equipment: electric controls and tailgate switch

COMPACT PERFORMANCE

The three point mounted 7100 offers the ultimate in manoeuvrability, without compromising output.

✓ **LOOSE HOUSING**
(Spread up to 65')

✓ **FEEDING**
(Bale or Bunk Silage)

✗ **PRECISION CHOP**
(See Mill or Dual Chop)

102 CUBIC FEET | Round bales up to 60" dia. x 48"
Square bales up to 48" x 48" x 96"

Model	7100 Mounted
7100 with side chute	○
7100SC with swivel chute	○
In-Line High Pressure Oil Filter	●
Tailgate Extension (18") for Straw Bale	○
Lighting Kit (essential for road use)	○
Wide Angle PTO	N/A
Castor Wheel Kit	○
Extra Blade Kit	○
Strawberry & Pig Bedding Chute	○
Specifications	7100 Mounted
Capacity (Cubic feet)	102 ft ³
No. of 5' round bales	2** (silage 1)
No. of 8' rectangular bales	1
Min. Overall Width (Side/Swivel Chute)	7' 3" / 6' 1"
Overall Length (Tailgate up)	8' 8"
Overall Length (Tailgate down)	12' 6"
Min. Overall Height (Side/Swivel Chute)	6' 11" / 7' 6"
Weight (Side or Swivel Chute)	3703 lbs
Tyre Size	N/A
Min. Tractor Size	90 hp

Fitted with Bluetooth wireless technology to provide convenient communication between operator and machine.

**With tailgate extension fitted.

Key: ○ = Optional ● = Standard N/A = Not Applicable



Tomahawk 8100

Bale Processor



Tomahawk 8100

- Feeds baled and clamp silage • Spreads straw up to 65'
- Standard equipment: electric controls and tailgate switch.

ESTABLISHED PERFORMER

Our experience and attention to detail delivers outstanding reliability and performance from our entry level trailed bale processor.

✓ **LOOSE HOUSING**
(Spread up to 65')

✓ **FEEDING**
(Bale or Bunk Silage)

✗ **PRECISION CHOP**
(See Mill or Dual Chop)

120 CUBIC FEET | Round bales up to 72" dia. x 48"
Square bales up to 48" x 48" x 96"

Model	8100
8100 with side chute	<input type="radio"/>
8100SC with swivel chute	<input type="radio"/>
Tailgate Extension (20") for Straw Bales	<input type="radio"/>
In-Line High Pressure Oil Filter	<input checked="" type="radio"/>
Lighting Kit (essential for road use)	<input type="radio"/>
Wide angle PTO	<input type="radio"/>
Extra Blade Kit	<input type="radio"/>
Strawberry & Pig Bedding Chute	<input type="radio"/>
Specifications	
Capacity (Cubic feet)	120 ft ³
No. of 5' round bales	2
No. of 8' rectangular bales	1
Min. Overall Width (Side/Swivel)	7' 5" / 6' 11"
Overall Length (Tailgate up)	13' 7"
Overall Length (Tailgate down)	17' 8"
Min. Overall Height (Side/Swivel)	7' 11" / 8' 6"
Weight (Side/Swivel)	4145 lbs / 4321 lbs
Tyre Size	10.00/75-15.3
Min. Tractor Size	60 hp

Fitted with Bluetooth wireless technology to provide convenient communication between operator and machine.



Key: ○ = Optional ● = Standard N/A = Not Applicable

Tomahawk 8500

CHIEF



THE PROFESSIONALS' CHOICE

A wide body for higher output, greater capacity & easier loading. Abrasion resistant steel plate in the fan housing ensures a long service life.

✓ **LOOSE HOUSING**
(Spread up to 82')

✓ **FEEDING**
(Bale or Bunk Silage)

✗ **PRECISION CHOP**
(See Mill or Dual Chop)

155 CUBIC FEET | Round bales up to 72" dia. x 60"
Square bales up to 48" x 48" x 96"



The 'Chief' 8500

- Feeds baled and clamp silage • Spreads straw up to 82'
- Standard equipment: electric controls and tailgate switch, lights, mudguards, oversize wheels, reprofiled side panels and wear resistant fan housing.

Model	8500
8500 with side chute	○
8500SC with swivel chute	○
Tailgate Extension (20") for Straw Bales	○
In-Line High Pressure Oil Filter	●
Wide angle PTO	○
Crossbeater Wear Resistant Tips	○
Extra Blade Kit	○
Strawberry & Pig Bedding Chute	○
Specifications	
Capacity (Cubic feet)	155 ft ³
No. of 5' round bales	2
No. of 8' rectangular bales	1
Min. Overall Width (Side/Swivel Chute)	8' 7" 2"
Overall Length (Tailgate up)	13' 7"
Overall Length (Tailgate down)	17' 8"
Min. Overall Height (Side/Swivel Chute)	8' 7" / 9' 2"
Weight (Side/Swivel Chute)	4585 lbs / 4585 lbs
Tyre Size	12.5/80-15.3
Min. Tractor Size	80 hp

Fitted with Bluetooth wireless technology to provide convenient communication between operator and machine.

Bluetooth®



Key: ○ = Optional ● = Standard N/A = Not Applicable

"WE WERE STRUGGLING TO
BED CORNSTALKS WITH OUR
PREVIOUS MACHINE"



Right: Brenda, Bryan
& Becky Plus Smokey

Located in the rolling hills of south western Wisconsin is Glenmar-Dale Farms owned by the Martin Family. This family enterprise is under the stewardship of Brenda, husband Bryan and daughter Becky. Their 270-acre farm is home to the ninety head milking herd plus additional heifers. The herd is made up of Jersey, Brown Swiss, Ayrshires, Holsteins, plus Red and White Holstein's.

Brenda's first view of the Teagle 8500 was with her son in law Mark at The World Dairy Expo. Impressed to say the least, on the way home she stopped by local dealer Hennessey Implement and ordered it there and then! Brenda

says "Best Thing I Ever Did" we were struggling to bed cornstalks with our previous machine which needed repair. I asked the dealer staff when they delivered it do you think; will it will blow Cornstalks? There was a swift answer, It Blew the Workshop Clock of the Wall when we ran it up in the shop! So, I guess so.

We find the Teagle a lot faster and easier to use, it has great capabilities at blowing bedding deep into the barns. We are using it every other day bedding cornstalks on the farm. It is very affordable, uses a common-sense approach and makes our life's easier and more efficient.

Setting New Standards

We continue to invest heavily in developing our product ranges and are pleased to launch the exciting Tomahawk 8555 Dual Chop "Chief".

In response to customer feedback the Market Leader in precision bale processing benefits from numerous updates including 3 Operating Modes:

1. Short Chop (knives and screen)
2. Shred (knives no screen)
3. Distribute (no knives screen bypass)

Removable Screen

The 8555 Dual Chop now comes complete with removable screen, making it the most versatile Dual Chop on the market.

The new screen area has also been increased by 20% for greater output & efficiency and is supplied with a 2" screen as standard, with 1½" option.



CHIEF
• PREMIUM EDITION •



Automatic Chain Lubrication

The 8555 Dual Chop is fitted with an automatic crossbeater chain lubrication system - which is electronically controlled.

The 7100 - 1010 has received some updates too!

- Upgraded gearbox with pre-selector for low/high fan speed.
- Wear-resistant steel on swivel chute.
- Drawbar extended to accommodate larger tractors.

See pages
21-22
for details

Tomahawk 9500

Bale Processor



OUR LATEST 'WIDE BODY' DESIGN

Our twin crossbeater wide body design offers mixing solutions for basic rations. Measure input costs with optional weigh cell system.

✓ **LOOSE HOUSING**
(Spread up to 82')

✓ **FEEDING**
(Bale or Bunk Silage)

✗ **PRECISION CHOP**
(See Mill or Dual Chop)

276 CUBIC FEET | Round bales up to 72" dia. x 60"
Square bales up to 48"x 48" x 96"



9500

- High Capacity 276 ft³.
- Spreads straw up to 82' • Twin beaters for high feed rate.
- Standard equipment: electric controls and tailgate switch, lights, mudguards, wear resistant fan housing.

Model	9500
9500 with side chute	○
9500 with swivel chute	○
Weigh Cell Option - Programmable*	○
Wide angle PTO	○
Crossbeater Wear Resistant Tips	○
Swivel Chute Extension	○
Greedy Boards	○
In-line Oil Filter	●
Tailgate Extension (20")	○
Braked Axle	○
Specifications	
Capacity (Cubic feet)	276 ft ³
Min. Overall Width (Side/Swivel Chute)	8' 2" / 7' 3"
Overall Length (Tailgate up)	17'
Overall Length (Tailgate down)	20' 9"
Min. Overall Height (Side/Swivel Chute)	9' 6" / 9' 6"
Weight (Side/Swivel Chute)	6790 lbs / 6967 lbs
Tyre Size	305/55R 22
Min. Tractor Size	80 hp

Fitted with Bluetooth wireless technology to provide convenient communication between operator and machine.

*The Weigh Cell option cannot be retrofitted.

Key: ○ = Optional ● = Standard N/A = Not Applicable



Tomahawk 1010

Bale Processor



1010

- Massive Capacity 352 ft³.
- Spreads straw up to 82' • Twin beaters for high feed rate.
- Standard equipment: electric controls and tailgate switch, lights, mudguards, oil filter, oversize wheels, brakes, wear resistant fan housing.

MASSIVE CAPACITY AND OUTPUT

Wear resistant steel plate in the fan housing - suitable for corn stalks. Track your input costs with the weigh cell option.

Model	1010
1010 with side chute	<input type="radio"/>
1010SC with swivel chute	<input type="radio"/>
Weigh Cell Option - Programmable*	<input type="radio"/>
Wide angle PTO	<input type="radio"/>
Crossbeater Wear Resistant Tips	<input type="radio"/>
Swivel Chute Extension	<input type="radio"/>
Greedy Boards	<input type="radio"/>
Specifications	
Capacity (Cubic feet)	352 ft ³
Min. Overall Width (Side/Swivel Chute)	8' 2" / 7' 11"
Overall Length (Tailgate up)	20' 3"
Overall Length (Tailgate down)	26' 1"
Min. Overall Height (Side/Swivel Chute)	9' 7" / 9' 7"
Weight (Side or Swivel Chute)	7738 lbs / 7915 lbs
Tyre Size	385/55 R22.5
Min. Tractor Size	80 hp

✓ **LOOSE HOUSING**
(Spread up to 80')

✓ **FEEDING**
(Bale or Bunk Silage)

✗ **PRECISION CHOP**
(See Mill or Dual Chop)

352 CUBIC FEET | Round bales up to 72" dia. x 60"
Square bales up to 48"x 48" x 96"

DIGI★STAR
PROGRESS



The triple weigh cell configuration ensures the operator uses accurate information to manage routine daily tasks

*The Weigh Cell option cannot be retrofitted.

Key: ○ = Optional ● = Standard N/A = Not Applicable

Bluetooth



Fitted with Bluetooth wireless technology to provide convenient communication between operator and machine.

Self loading Tailgate



MORE PRODUCTIVITY, LESS DRIVER FATIGUE

Quick and easy loading with the Self Loading Tailgate. Simply replaces the standard tailgate and eliminates the need for a secondary loading vehicle.

Suitable for Tomahawks 8500, 8555, 9500, 1010

STANDARD FEATURES

- Eliminates the need for a secondary loading vehicle.
- Simply replaces the standard tailgate.
- Pivoting lift arm for offset loading to account for bale stacking arrangement.
- Adjustable Tine for loading all sizes of round bale.
- Hydraulic check valve on pivoting lifting arm ram.



SCAN TO WATCH
THE SELF LOADING
TAILGATE IN ACTION.

Options

1. SIDE CHUTE

Deliver only to the right hand side, with slightly greater blow distance than the swivel chute. Discharge height is lower for easier access to buildings. Chute can be raised or lowered as required.

2. SWIVEL CHUTE

For flexibility of delivery, the chute rotates 280° allowing material to be directed to where it is needed. An adjustable feed slide is fitted for accurate placement of feed materials.

3. SWIVEL CHUTE EXTENSION

To deliver material behind the Tomahawk 9500 and 1010 the optional swivel chute extension is required.

4. ROAD LIGHTING KIT

Essential for highway use, front and rear LED markers ensure that you operate safely when travelling on the road (standard on 8500, 9500, 1010).

5. TAILGATE EXTENSION

Increase capacity and ease of loading, attaches easily to a standard tailgate (not required on the 1010).



Focus

On the detail



SAVE TIME & REDUCE STRAW USAGE BY 25%

FOCUS ON A STRUCTURED AND ABSORBENT BED DESIGNED FOR THE COMFORT OF YOUR LIVESTOCK.

- Lightly shred & spread straw for productive loose housing.
- Precision chop straw for cubicles, poultry sheds and farrowing arcs.

REDUCE SORTING AND IMPROVE INTAKES

FOCUS ON PALATABILITY FOR EFFECTIVE FEED CONVERSION.

- Lightly shred and dispense even the most difficult bales of silage and hay.
- Process short straw for inclusion in low energy dry cow rations, or to boost effective fibre in lactating cow rations.



BOOK A DEMO
855 383 2453 (TOLL FREE)



ARE YOUR COWS GETTING THE SHORT STRAW?

Create effective rumen stimulation and increase milk yields!

Andy Hawken (pictured) Nutritionist at Three Counties Feeds, notes;

“The key to feeding straw is incorporation to create a homogenous mix”.

“Poorly processed straw will not blend which can encourage cows to sort the ration, making the problem worse rather than better”.

In every case it is essential that straw processing machinery contains a screen system to ensure a consistent product is delivered, to manage the enormous variability in straw types and quality:



- Tomahawk Mill (C12, 404, 505) offers a choice of screens to be used with blades or hammers to process the straw and provide a palatable ration.
- Tomahawk “Dual Chop” (7150, 8150, 8555) uses a unique scissor action to quickly process straw with clean cut ends. Spread straw long or chop it short at the touch of a button.

Tomahawk 8555

Dual Chop



THE ULTIMATE BALE PROCESSOR

Retractable blades that can be repositioned at the touch of a button, changing straw output from short chop (around 2") to no chop, and back again when desired in a matter of seconds.

✓ **PRECISION CHOP**
(From 1 1/2")

✓ **LOOSE HOUSING**
(Spread up to 72')

✓ **FEEDING**
(Bale or Bunk Silage)

155 CUBIC FEET | Round bales up to 72" dia. x 60"
Square bales up to 48" x 48" x 96"



Automatic crossbeater chain lubrication system

8555 Dual Chop

- Spread long straw or process short for TMR feed, poultry and cubicle bedding
- Process and deliver hay and silage for feed
- Standard equipment: electric controls, lighting kit, tailgate switch & mudguards
- Removable screen (2" std.) - 2 sizes available

Model	8555 Trailed
All models with swivel chute	●
Tailgate Extension for Straw Bales	○
In-Line High Pressure Oil Filter	●
Wide angle PTO	○
Extra Screen	○
Blanking Frame (for wet materials)	○
Screen Storage Rack (under chassis)	○
Specifications	
Capacity (Cubic feet)	155 ft ³
No. of 5' round bales	2
No. of 8' rectangular bales	1
Min. Overall Width	7' 2"
Overall Length (Tailgate up)	13' 7"
Overall Length (Tailgate down)	17' 8"
Min. Overall Height	9' 2"
Weight	5401 lbs
Tyre Size	12.5/80-15.3
Min. Tractor Size	80 hp

Fitted with Bluetooth wireless technology to provide convenient communication between operator and machine.



Key: ○ = Optional ● = Standard N/A = Not Applicable

Tomahawk

Dual Chop



7150 & 8150 Dual Chop

- Process straw for TMR feed, poultry and cubicle bedding
- Chop short straw or spread long straw up to 65'
- Standard equipment: electric controls and tailgate switch

FINGERTIP CHOP CONTROL

Chop straw short or spread straw long at the touch of a button. 64,500 chops per minute ensure precise and consistent chopped product.



PRECISION CHOP
(From 1 1/2")



LOOSE HOUSING
(Spread up to 65')



FEEDING
(Bale or Bunk Silage)

102-120 CUBIC FEET | Models 7150, 8150
See bale capacities for 7100, 8100, 8500

Model	7150 Mounted	8150 Trailed
All models with swivel chute	●	●
Tailgate Extension for Straw Bales	○	○
In-Line High Pressure Oil Filter	●	●
Lighting Kit	○	○
Wide angle PTO*	N/A	○
Automatic Chain Oiler kit	○	○
Specifications		
Capacity (Cubic feet)	102 ft ³	120ft ³
No. of 5' round bales	2**	2
No. of 8' rectangular bales	1	1
Min. Overall Width	6' 1"	6' 11"
Overall Length (Tailgate up)	8' 8"	13' 7"
Overall Length (Tailgate down)	12' 6"	17' 8"
Min. Overall Height	7' 6"	8' 6"
Weight	4012 lbs	4780 lbs
Tyre Size	N/A	10.00/75-15.3
Min. Tractor Size	90 hp	60 hp

Fitted with Bluetooth wireless technology to provide convenient communication between operator and machine.



Key: ○ = Optional ● = Standard N/A = Not Applicable

**With tailgate extension fitted.

EFFICIENT FARMING OPERATION AND HAPPY OPERATOR



Photo: Todd Clarke & Terry Burke

Stephen Clarke and Family became the new owners of a 100-acre farm close to Zorra Station adjacent to the 39th Line at Cody's Corner in 1996. Today Stephen and his son Todd specialize in the production of Turkey's on site with the adjoining land being rented out. The Clarkes along with machinery operator Terry Burke produce 65000 "Tom Turkeys" per year.

Their previous Bale Processor was unable to produce material short enough with consistency even after modifications. Turning to their local Teagle Dealer Embro Farm Systems, they requested a demonstration of the Tomahawk 8150 Dual Chop.

Their request was efficiency with consistently short material, low machine height due to the heaters in the barns, low horsepower requirement, easy to operate and control. The 8150 ticked all the boxes and operator Terry "Loves the Machine" powering it with a 44.2 PTO horsepower Tractor! Each Barn receives primary application of straw approximately 4-6 inches thick and then top up once a week until the birds are approximately 13 weeks old.

Todd is adamant that straw lasts as long as wood shavings, it is as absorbent, easier to return to the land in manure application and of course easier to procure and a lower input cost! Making the Clarkes a very efficient producer and Terry a happy operator.

FIND OUT HOW WE INCREASED BUTTERFAT BY 0.2% IN JUST 2 WEEKS!



Photo: The Heiniger generations

Peter Heiniger senior founded the farm in 1977 and his son Peter junior took over the business in 2012. Ferme Bernerhof is a Dairy Farm with 280 head of cattle, 140 in lactation for a production of 400 lbs/day. Ferme Bernerhof has 400 acres of land where they cultivate corn and hay.

The Heinigers purchased a Teagle 505M for adding fiber to the ration. They use 5.5 lbs of dry hay per ration for the lactating cows and 14 lbs for the cows in calving preparation. They shred 30 large square bales a month, dry storing and used daily for adding to the self-propelled mixer along with silage.

Before the purchase of the Teagle 505M, the Heinigers used to add the dry uncut material evenly to the ration, however as the dry material was longer than the silage the cows sorted the dry material (as it was less palatable) and did not eat it. With the clean and constant length cut that the 505M provides the sort has been completely eliminated and the cows consume all the fiber.

Getting more fiber into the diet also has other benefits, as well as increasing the butterfat by 0.2% after only 2 weeks it has added health benefits of improving the BHB levels and fertility and there has been a marked decrease in problems with acetonemia (glucose deficiency).

Tomahawk

Drum machines

CHOOSE A DRUM TO SUIT YOUR BALE SIZE?



400 Series

⊖ 5'1" 5'1" 4' x1



500 Series

⊖ 5'9" 5'1" 4' x1 5' x1



400XL Series

⊖ 5'1" 9'8" 4' x2 3' x1



500XL Series

⊖ 5'9" 9'8" 4' x2 5' x2 3' x1 4' x1

Drum Chutes



STRAW GIRAFFE CHUTE

Increase delivery height and blow distance. Dry materials only.



SWIVEL GIRAFFE CHUTE

Increase delivery height, available with hydraulic rotation and deflector. Dry materials only.



SILAGE GIRAFFE CHUTE

Increase delivery height and blow distance.



STRAWBERRY CHUTE KIT

Quickly and conveniently lay straw mulch between rows on both sides of the tractor, the chute kit can be fitted to the discharge chutes on both sides of the machine.

Drum Length Options	404M/4040	505M/5050
5' in Length	●	●
6' in Length (additional weight - 88lb)	○	○
9' 10" in Length (XL) (additional weight - 772lb)	○	○
Accessories		
Castor Wheels	○	○
Hyd. Control for Deflector	○	○
Hyd. Flow Control Valve Kit	○	○

Key: ⊖ Diameter Length ● Round bale 4' | 5' ■ Rectangular Bale 4x3x8 | 4x4x8

Key: ○ = Optional ● = Standard N/A = Not Applicable

Tomahawk

404/505 Mill



Tomahawk Drum Machines

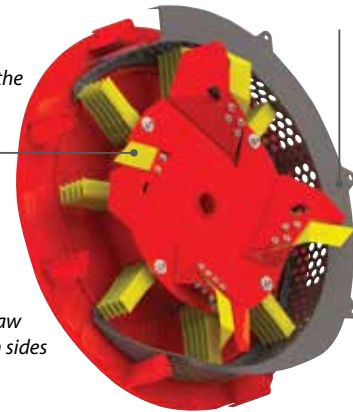
404M/4040 - 5' diameter drum (4' round and 4x3x8 rectangular bales)

505M/5050 - 6' diameter drum (5' round and 4x4x8 rectangular bales)

Mill Rotor

Four central blades tear the bale apart

Screens can be changed, with hole diameters from 3/8" - 5"



- Mills dry straw
- Chutes both sides
- Fine chop

Available with blades to cleanly chop, or hammers to grind.

SHORT STRAW ON DEMAND

Process consistently short material from dry bales for TMR, cubicles and poultry bedding. Select screen for product from 3/8"-5".

✓ **PRECISION CHOP**
(From 3/8" - 5")

✓ **LOOSE HOUSING**
(Spread up to 20')

✗ **FEEDING**
(Bale or Bunk Silage)

Round bales up to 60" dia. x 60"
Square bales up to 48" x 48" x 96"

Model	404M	505M
With Mill Rotor	●	●
Extra Screen	○	○
Giraffe Chute	○	○
Swivel Giraffe (Hyd. Motor)	○	○
Lower Chute Kit	●	●
Fine Tailgate Mesh	○	○
Specifications		
Transport Width	6'	6' 9"
Working Width (Std.)	6' 9"	7'
Drum Diameter	5' 2"	6'
Weight (Std. Drum Length)	1992 lbs	2138 lbs
Min. PTO Power	80 hp	80 hp

Key: ○ = Optional ● = Standard N/A = Not Applicable

Tomahawk 500B

Turbo Mill



500B Turbo Mill

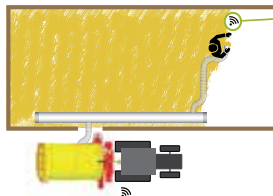
Trailed Chassis Optional

The Tomahawk 500B enables operators to deliver straw up to 200' from the Tomahawk Straw Mill via a high speed 'Turbo Fan' and hose. Straw flow can be controlled via a radio remote making it ideal for putting down straw, mulching materials where access is difficult or Biosecurity is a primary consideration.



Remote Control

Remote control up to 330 ft away from the tractor enables the operator to start/stop the flow of the straw.



THE CONSISTENT PERFORMER

Direct drive to the mill rotor is engaged and the onboard pump provides hydraulic power to the booster fan. Designed to process and distribute baled material with a moisture content up to 20%.

✓ **PRECISION CHOP**
(From 3/8" - 5")

✓ **LOOSE HOUSING**
(Spread up to 200')

✗ **FEEDING**
(Bale or Bunk Silage)

Round bales up to 60" dia. x 60"
Square bales up to 48" x 48" x 96"

Model	500B XL TURBO
Standard Machine	●
Overall Length	13'
Drum Length (Internal)	9' 10"
Overall Height (Resting on the ground)**	9' 2"
Overall Width (Chute closed/open)	9' 3" / 10' 3"
Drum Diameter (Internal)	6'
Weight	3836 lbs
Max. Bale Size (round)	5' dia.
Max. Bale Size (rectangular)	48" x 48" x 96"
Min. Tractor Power	120 hp
Option	
Trailed Chassis	○
PTO shaft extension kit (for traileed chassis)	○

**Working heights will increase by up to 3ft depending on tractor linkage.

Key: ○ = Optional ● = Standard N/A = Not Applicable

Tomahawk

4040/5050 Chopping



ECONOMICAL FEEDING AND BEDDING

Feed silage bales, hay or root crops, then spread straw into loose housing. Extended drums available for rectangular bales.

✓ **LOOSE HOUSING**
(Spread up to 32')

✓ **FEEDING**
(Bale or Bunk Silage)

✗ **PRECISION CHOP**
(See Mill or Dual Chop)

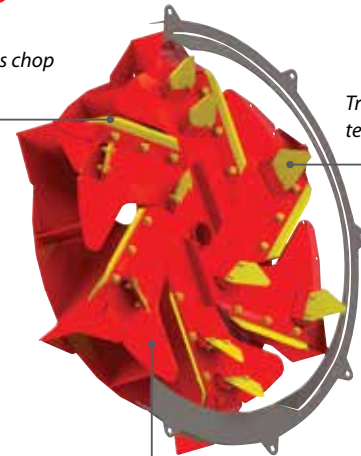
Round bales up to 60" dia. x 48"
Square bales up to 48" x 48" x 96"



Silage Rotor

Long blades chop material

Triangular blades tear bale apart



- Beds loose housing
- Feeds silage & roots
- Wet or dry material

Rotor delivers a steady feed rate, even with wet material

Model	4040	5050
With Silage Rotor	●	●
Giraffe Chute*	○	○
Lower Chute Kit	○	○
Strawberry Chute Kit	○	○
Specifications		
Transport Width	6'	6' 9"
Working Width (Std.)	8' 2"	8' 2"
Drum Diameter	5' 2"	6'
Weight (Std. Drum Length)	1788 lbs	1933 lbs
Min. PTO Power	80 hp	80 hp

Key: ○ = Optional ● = Standard N/A = Not Applicable

Trailed chassis

Drum machines



TRAILED CHASSIS

An extendable chassis to accommodate all models in the Drum Tomahawk range. Convenience, control and improved travel.



Dimensions	400XL	500XL
Overall Height Lowered	114"	124"
Overall Height Raised	130"	140"
Overall Machine Width*	80"	80"
Overall Length (with Tomahawk)	191"	191"
Clearance Under Chassis**	8"	8"

* Chassis kit width – for Tomahawk widths refer to specific model's page

** Drawbar height 18"

Antibacterial & Dust Suppression Kit

- Chassis mounted tank and protection shield.
- Easy fill top fill point.
- Tank made from PPL.
- 12 volt powered pump.
- Drain point.
- Can add disinfectants to system.
- Pressure Gauge.



Quick Hitch 'A' Frames

- Effortless Hitching-Up
- Built to International Standards



Model	Tractor End		Machine End	
	AF100	AF200	AF110	AF115
	●	●	●	●
Specifications				
Front/rear mounting	Rear only	Both	Both	Both
Duty	Normal	Heavy	Normal	Normal
Tractor Linkage	Cat 1/2	Cat 1/2	None	Cat 1/2
Implement Linkage	N/A	N/A	Weld-on	Weld-on

Hydraulic Top Link

- Easy Hitching-Up
- On-the-move adjustments
- Large Diameter Cylinder for good control



Hydraulic Top Link	●
Specifications	
Closed centres	23" - 27"
Open centres	30" - 33"
Stroke	7"
Tractor Linkage	Cat 2

Key: ○ = Optional ● = Standard N/A = Not Applicable